

VISION AND PROGRESS

# Crestwood Infoline...

CRESTWOOD HIGH SCHOOL

Telephone: (02) 9639 7422

Facsimile: (02) 9686 3462

Week 10, Term 2

1st April, 2021

## From The Principal ...

### Principal's Easter message

I would like to take this opportunity to wish our school community a happy and safe Easter Holiday break. It has certainly been a very busy term from day 1 with many significant achievements throughout the term. In particular, I would like to congratulate our Year 7 students on a seamless transition into high school with many students choosing to get involved in high school life building new relationships through extra-curricular activities, peer support and Year 7 camp. Teachers of Year 7 cannot speak highly enough of this year group who have fit into the Crestwood way of school life perfectly being Safe Respectful Learners at all times.



Year 11 and 12 have concluded their assessment period and will receive valuable feedback from their teachers at the beginning of term 2. It is essential that all students embrace the feedback given and appropriately use it for self-reflection and future improvement. During the exam period all faculties have been engaged in workshop days to enhance programs and curriculum design focused on improving student learning outcomes. Parent teacher interviews for years 11 and 12 will be held on Tuesday 27 April commencing at 3:30pm. This is an excellent opportunity for parents to gain insight into their child's progress and how to support them in their studies. Some suggested questions you may wish to ask teachers are:

- What are my child's strengths?
- What does my child struggle with and what can they do to overcome this?
- How much homework should my child be doing every night?
- What can I do at home to help my child with schoolwork?
- Is my child working to capacity in lessons?

Parent/Teacher interviews for Years 7 – 10 is scheduled for early term three (post semester 1 report). Parents are able to gain progress information from their child's teachers through the Parent Portal **any time of year**. A 'refresher' help sheet has been included in this edition of Infoline (page 16 at the end of this document) for parents who have not yet utilised this communication resource.

Finally, I would like to thank the dedicated staff of Crestwood High School and the ongoing support of our community. The success of our school is measured by the engagement and success of our students and this would not occur without the commitment of our whole school community.

Wishing a happy and safe holiday to all.

Therese Hourigan

### Inside this issue

- Maths Musings
- Sports News
- TAS Times
- News from English/ Drama
- From the library
- HSIE Happenings
- Careers News

# From The Deputy Principal ...

## Silver Duke of Edinburgh

The Silver Duke of Edinburgh group completed the first of their adventurous journeys last week. This practice three-day hike took them south of Sydney to Belanglo state forest. They built on the bushcraft skills from the bronze program. Team work, navigation, cooking and living in the bush were all a part of the practice expedition. They have another walk to do, the qualifying hike, towards the end of Term 3. Thanks to Mr Matt Bennett who organises and then hikes with the students.

The Bronze expedition in Term 2 is the next highlight of this program.





# From The Deputy Principal ...

## GRIP student leadership conference

Stage 4 and 5 student leaders were involved in the GRIP leadership conference last week. This conference looks at the practical aspects of student leadership within the school environment. This includes practical advice on time management, taking responsibility, how to involve others, creating ideas and achieving goals which initially may be seen as impossible.



## Stage 5 Assessment

### N Warnings

As students enter stage 5 (years 9 and 10) they become liable for formal assessment for the Record of School Achievement (RoSA). This assessment will occur in all courses such as English, Science, Geography and PE/PD Health or electives such as Commerce, Legal Studies or PASS. This means that assessments contribute to a formal qualification. Therefore, it is important to understand that if your student is unable to attend an assessment you must have a doctor's certificate to support the absence.

Without a medical certificate a N Warning will be issued on behalf of the NSW Education Standards Authority (NESA). This will arrive in the mail and your student's teacher will generally phone you as well. This informs you that your student has not completed the assessment and a zero will be recorded against that task. Students can redeem the assessment by completing the task or an alternate task, but without a medical certificate will continue to receive a zero. Students must make themselves available as soon as they return to school for the task.

# From The Deputy Principal ...

## N Determination

Should a student not complete or be unsatisfactory (not make a fair effort) in 50% of assessment for a subject they may not be eligible to achieve a RoSA. Have a look at the following site for further information:

<https://www.educationstandards.nsw.edu.au/wps/portal/nesa/11-12/leaving-school/record-of-school-achievement>

## Stage 6 examination period

As Year 11 and 12 students finish their current assessment period it becomes particularly important that they use these completed tasks to improve. Feedback from teachers is critical. The best way to do this is to talk with teachers and redo sections of the task in which there was a misunderstanding or lack of knowledge.

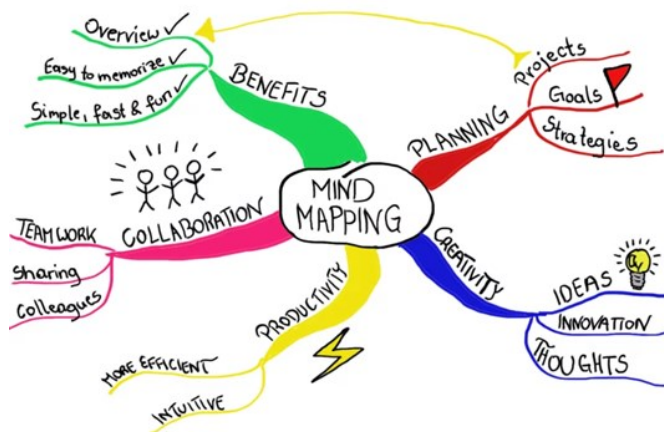
Completing practice tasks and submitting to teachers for feedback on a regular basis (every week) is a very sound basis for study. In all subjects teachers will provide practice tasks and then give feedback on the students' response. Students reading or rote learning from textbooks does not achieve the same effect.

There is a Parent Teacher night scheduled for the 27<sup>th</sup> of April for Stage 6 students. Please register via the Sentral portal. Take this opportunity to ask course teachers what your students should be doing and what they can improve on.

This has been a busy term and as the restrictions of Covid relax (and hopefully disappear) we hope that you have a restful and safe term break.





# Mathematical Musings



A mind map is a simple diagram that allows students to visually represent information. It helps students convey the relationship among individual ideas and concepts and is a powerful graphic technique that students can use to translate what is in their mind into a visual picture. Since mind mapping works like the brain does it allows students to organise and understand information faster and better.

Students are encouraged to construct a mind map with their teachers at the end of each topic to summarise the content taught.

Year 9 students constructed a mind map on the board.





# Mathematical Musings



With the Easter holidays fast approaching, you and your family could experience the movie ***Back to the Future*** (PG). This 1985 classic comically explores maths in the context of time travel. Many references in the movie are made to maths topics including rates, probability, statistics and estimation. Enjoy!





**This term Year 7 have been studying poetry. Students have looked different types of poems and a variety of poetic techniques.**

**7C spent some time in the Rose Garden writing their own Haiku poems.**

The forest getting  
Cut down for extra  
buildings,  
I need more firewood.  
*Lincoln*

Grass brushed against me  
I felt myself sinking down,  
And the world was gone.  
*Annika*

Sitting beautiful  
The bright, delicate roses;  
Glint with morning's dew.  
*Alice*

The fine pointed leaves  
They sway to the cooling  
wind,  
Dancing to and fro.  
*Jessica*

Roses blow in wind,  
The smell brightens up the  
air,  
The sun shone on it.  
*Matilda*

Sadness consumes us  
As a rose moves to heaven  
But a new one comes.  
*Alejandro*

Little yellow leaves  
Floating in from the blue sky,  
Resting in my lap.  
*Hanya*

The beautiful roses sit  
Calmly taking in the sun  
Ready to bloom for spring.  
*Dhruv*

In front of our eyes,  
White delicate roses thrive,  
A thousand words rise.  
*Enie*

Sit down and listen  
As the breeze whistles slowly  
In the calm, subtle park.  
*Nethaya*

This vibrant flower  
Glistens in the calm autumn  
Petals bright like summer.  
*Noah*

Beautiful red roses  
Swaying to the gentle wind:  
Carrying scents far away.  
*Sumukh*

The dead trees glare while,  
The other flowers bloom  
bright,  
They stand in despair.  
*Akhila*

My roses are white,  
Swaying in the winter's breeze,  
As white as can be.  
*Irena*

Swaying in the wind  
The green tree leaves hanging  
low,  
Blinded by the sun.  
*Jade*

Golden, autumn leaves,  
Drifting towards the grass  
floor,  
From a tree up high.  
*Lexi*

Towering green tree  
Absorbing the bright  
sunlight  
Swaying in the wind.  
*Ari*

Pink lush petals fall,  
Gently resting in the sun;  
Protected by thorns.  
*Clarisse*

Deep underwater  
Lays the colourful coral  
On the ocean floor.  
*Sayudini*

The lush flowers stand  
Tall and proud in their  
garden,  
Their bright colours show.  
*Caedan*

Brown branches lay dead,  
On the spring green grass  
with bugs, waiting for  
winter.  
*Penelope*

Golden drops of sun  
That drip through the canopy  
Summer's come to play.  
*Alaska*

The pretty roses  
Surrounding the green grass  
land;  
With crickets chirping.  
*Serene*

The grass looks tasty  
Would they notice the bite  
mark?  
The grass tasted bad.  
*Bronte*

The scorching hot sun,  
Shines down on growing flowers,  
Lean towards the light  
*Ekun*

Orange and yellow  
Leaves are falling, some are  
bare;  
The bird chirps softly.  
*Eunice*

# HSIE Happenings

## This period in History...

1 April 1905 - Berlin & Paris are linked by telephone.

1 April 1976 – Apple Inc. is formed by Steve Jobs, Steve Wozniak and Ronald Wayne.

4 April 1968 - Martin Luther King, Jr., Civil rights activist is assassinated in Memphis, Tennessee, United States.

5 April 1614 - Pocahontas marries John Rolfe (an English colonist).

6 April 1896 - The Modern Olympics begin in Athens with eight nations participating.

7 April 1994 - Rwandan Genocide: Tutsis massacres begins.

10 April 837 - Halley's Comet and Earth experienced their closest approach to one another.

26 April 1986 – Chernobyl Nuclear Power Plant accident, creating the world's worst nuclear disaster.


30 April 1975 – Fall of Saigon, marks the end of the Vietnam War.

5 May 1821 – Napoleon dies in exile.

10 May 1994 – Nelson Mandela is sworn in as South Africa's first black president.

17 May 1792 – The New York Stock Exchange is established.

26 May 1998 – Australia's first National Sorry Day was held, 1 year after the tabling of the report 'bringing them home'.





# HSIE Happenings

## Year 9 Geography Excursion – NEW DATE

We are happy to announce that the new, revised date for the Year 9 Geography excursion to Collaroy is **30<sup>th</sup> April.**



## ANZAC Day 2021

As ANZAC Day falls on a Sunday this year, Crestwood High School will commemorate ANZAC Day on Thursday 22<sup>nd</sup> April (Week 1) with a formal assembly organised by our Year 11 Modern History students.



## Centenary of the Royal Australian Air Force



30<sup>th</sup> April, 2021 marked 100 years of service of the RAAF to Australia.

From modest beginnings in 1921, RAAF has grown into a potent, world class Air Force which Australia relies upon in both conflict and peace.

We appreciate the service of RAAF and its members.

# Talented Football Program

## 2022 Applications

Applications to our Talented Football Program for 2022 are now open!

Application forms can be found on our school website. All applications must be accompanied by an enrolment into Crestwood High School.

## Turner Cup Soccer

Our under 15's boys Turner Cup squad played Pennant Hills High School on Wednesday 31st March. It was a close, competitive game however Crestwood High were victorious with a score of 1—0. Congratulations to Malthe Brink on scoring the goal to get us over the line. All the boys played well under pressure from a loud Pennant Hills cheer squad.






# SPORT NEWS

**OPEN BOYS CRICKET ...** Congratulations to the following boys who were selected in Open Boys Cricket for 2021. Unfortunately it was a brief season for us being knocked out of the Davidson Shield by a strong Girraween side after a bye in Round 1. Raj Kulkarni—Captain, Rushil Singh, Andrew West, Lochlan Duncum, Abhishek Goyal, Ganak Barua, Aarush Soni, Arav Patel, James Pearce, Aneesh Upadhyaya, Yevin Senaratna, Saifan Ali.

**CROSS COUNTRY CARNIVAL ...** A superb effort from the Crestwood competitors and helpers who make the 2021 Cross Country carnival run smoothly despite the wet weather conditions!





# TAS TIMES

## STEM

Science, Technology, Engineering and Mathematics (STEM) are essential areas of study that foster students' skills and prepare them to participate in a rapidly changing world and contribute to Australia's future development and prosperity.

STEM is a popular subject at Crestwood High School which has been running for a number of years. Some of the modules that students encounter in a STEM class include:

- Engineering Fundamentals
- Aerodynamics
- Motion
- Mechatronics
- 3D CAD/CAM

Students in 10STEM are currently studying the 3D CAD/CAM module. CAD stands for Computer Aided Design. It involves the use of computers to assist the design process. CAM is an acronym for Computer Aided Manufacturing. CAM involves the use of computers to assist in automating manufacturing processes.

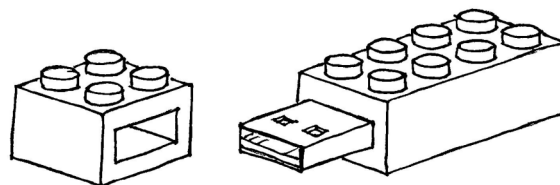


*A blank USB*

The 3D CAD/CAM module involves learning about different aspects of the topics mentioned above. The year 10 STEM class is currently designing and 3D printing their own design of a USB memory stick housing. They were given a "blank" and have to design their case around it.

The task also requires students to document their design process with a supporting folio. The process that we are following requires students to:


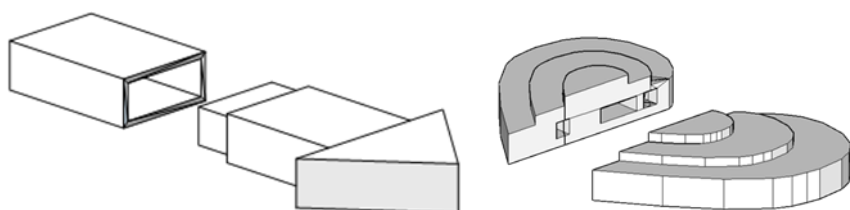
- conduct research on existing ideas
- research 3D printing
- generate ideas by sketching
- complete a formal, dimensioned drawing
- Evaluate their design



*Example design sketch*

Students are using a variety of CAD programs such as Trimble SketchUp and TinkerCAD to produce their designs. Once drawn, their designs are converted to an STL file, which is the file type that most 3D printers require. After file conversion, the STL file is processed using "slicing" software that processes graphics files ready for the 3D printer to do its magic. At Crestwood we use "Cura" software for the "slicing" process before it is sent to an Ultimaker S3 3D printer.

### Example Designs



*Ultimaker S3 3D printer*



Learners in the library have been exceeding expectations by feeling great during Feel Good Fridays. In addition to the puzzles, colouring, word games, and mindfulness activities typically associated with the session, students have been diligently generating content for the upcoming 'zine/magazine set to debut in term 2. The student-led publication will showcase the writing, drawing, and creative efforts of Crestwood learners, and the young people working on it are excited about the opportunity to share it with the community.

While the dynamic, interactive nature of the Feel Good Friday sessions has been extremely positive, there have been some forms of communication in the library that have been less positive. As a result, in Term 2 there will be some stricter guidelines introduced to ensure that all the users of the library are guaranteed a quiet, peaceful study space.



## AIM IN THE LIBRARY



<b>AIM to be a SAFE, RESPECTFUL LEARNER in the library in the following way:</b>	<b>Expectations in the LIBRARY</b>	<b>Guidelines for using the LIBRARY</b>
<ul style="list-style-type: none"> <li>• Be considerate of others studying</li> <li>• Work safely in the learning environment</li> <li>• Care for the learning environment</li> <li>• Cooperate with teachers and classmates</li> <li>• Do not eat or drink in the library</li> <li>• Do your best</li> </ul>	<ul style="list-style-type: none"> <li>• Learners must be doing homework, reading a book, or working on a laptop</li> <li>• No more than 4 students are allowed in a booth</li> <li>• Learners working on a group project (4-6 students) must inform the library staff of their study plans</li> <li>• Use equipment and technology properly, maintaining a clean work space</li> <li>• Do not move furniture without permission from the library staff</li> <li>• Listen to and follow instructions given, working harmoniously with others</li> </ul>	<ul style="list-style-type: none"> <li>• No mobile phones are allowed in the library</li> <li>• Communication must be respectful and whisper quiet</li> <li>• Use computers for school work and research only</li> <li>• Audio can only be listened to with earphones</li> <li>• No games are allowed</li> <li>• Bring the required equipment and materials</li> <li>• Have a permission note to enter and exit the library during class time</li> </ul>

Some of the measures have existed for some time, while others are new, but they are all in place to make certain that all users of the library have access to a tranquil, safe place to study. These guidelines have been discussed with various stakeholders, are currently posted in the library, and will be outlined at the first assembly in term 2.

# CAREERS NEWS



## 2021 Yr 12 Careers Talks – Tuesday Lunchtime Library (Bottom section)

### CAREER SEMINARS – WHY ATTEND?

Each year Mrs. Fisher invites guest speakers from universities & organisations to come to Crestwood on Tuesday lunchtimes during Term 1 - 3. The aim of these career seminars is to give senior students :

- up to date information from the organisation and providing them a forum to learn about opportunities each organisation can offer and a face to ask questions
- enables students to explore their post school options and compare different institutions
- to help students do their research for the careers expo (June 2021), early entry schemes the institute offers, adjustment factors and scholarship and cadetship information.

<u>DATES</u>	<u>TIME</u>	<u>ORGANISATION</u>
<b>Term 2</b>		
20/4/20 (WK1A)	Tuesday Lunchtime Library bottom section (Please bring your lunch)	Scholarships, Adjustment factors & understanding University Entrance Ranks
27/4/20 (WK2B)		Macquarie University (MQ)
4/5/20 (WK3A)		University of Sydney (USYD)
11/5/20 (WK4B)		
18/5/20 (WK5A)		Western Sydney University
25/6/20 (WK6B)		TBA
1/6/20 (WK7A)		TBA
8/6/20 (WK8B)		TBA
15/6/20 (WK9A)		TBA
<b>TBA – UAC Talk &amp; UAC Guides distributed</b>		
<b>1 April 2021</b> - UAC Guides/ SRS & EAS Applications delivered to schools during this week		
<b>Thursday 24 /6/ 20</b> (Wk10B) - <b>Careers EXPO</b> Excursion – Western Sydney Careers Expo – Homebush		



# CAREERS NEWS

**University of Sydney Year 12 Information Evening** ... Tuesday 18 May. Join us on campus to find out more about our undergraduate course options, admission pathways, scholarships and more. Hear from current students about their university experiences and discover why we're 1st in Australia and 4th in the world for graduate employability. <https://www.sydney.edu.au/study/events-for-prospective-students/undergraduate.html?tc=edm|stud|mc-student|edu-staff-hss|%20>

**10 differences between high school and university** ... Uni is a whole different ride to high school. The transition can be rough: you're going from thirteen years of being told when and how to learn, to being thrown into a completely independent environment where it's up to you to get anything done. Aside from not having to ask to go to the bathroom, there's a tonne of differences between uni and high school. <https://year13.com.au/articles/differences-uni-high-school>

**Register your interest Western Sydney University Free HSC Study** ... Our free HSC Study Sessions are led by highly qualified and experienced educators who will give you the skills and knowledge to maximise your HSC results. Each workshop is an invaluable addition to your school studies, as you will develop a solid understanding of HSC exam techniques, subject knowledge and HSC preparation skills. Register your interest below and we'll be in touch with more information closer to the event. <https://www.westernsydney.edu.au/future/student-life/events/free-hsc-study-sessions.html>

**Ready for your tomorrow with a Diploma from Bedford College** ... Bedford can provide students with guaranteed entry credit into university (with no ATAR). Request a visit from the enrolment officer [info@bedford.edu.au](mailto:info@bedford.edu.au). <https://study.bedford.edu.au/>

**Australian Virtual Careers Expo 2021. 18 July 2021, 9.00am—19 July 2021 5.00pm.**

Welcome to the Australian Virtual Careers Expo! Boasting exhibitors from all over Australia including 7 of the 8 'Group of Eight' universities, TAFE and training colleges, study and career advisers, employers, apprenticeship and traineeship providers, international exchange and gap year programs, this virtual event will be an online version of our live events with opportunities for one-on-one conversations with exhibitors, a high-quality seminar program with seminars on the ATAR, course, career and study advice and much more! In addition to our live events, the Australian Virtual Careers Expo 2021 offers years 10, 11 and 12 students, their parents and teachers exclusive access to a variety of higher education, training, apprenticeship and employment information from all over Australia specifically targeted to them. Find out more: <https://www.acexpo.com.au/>

# What's on the Parent Portal?

We assign one Parent Portal account per family (unless separated/divorced). This is due to tasks like booking appointments for Parent/Teacher interviews, only 1 parent is to do this.

An update this year has allowed both parent emails to be available. When the school emails parents, both will receive these communications.

We, by default select the mother's email to be the Portal account log in.

## Log in address:

<http://web1.crestwood-h.schools.nsw.edu.au/portal/login>

Just a reminder that once you have registered for the Portal, you still need to use your family access key to link your student to your family.

This is a 'once only' step that will enable you to see your child's information. If you need an access key, contact Janaki in the office via email at [Janaki.marudhachalam3@det.nsw.edu.au](mailto:Janaki.marudhachalam3@det.nsw.edu.au).

If you haven't registered for the portal yet, please do so at:

<https://web1.crestwood-h.schools.nsw.edu.au/portal/register> and complete all the fields using your FAMILY email address as your username.

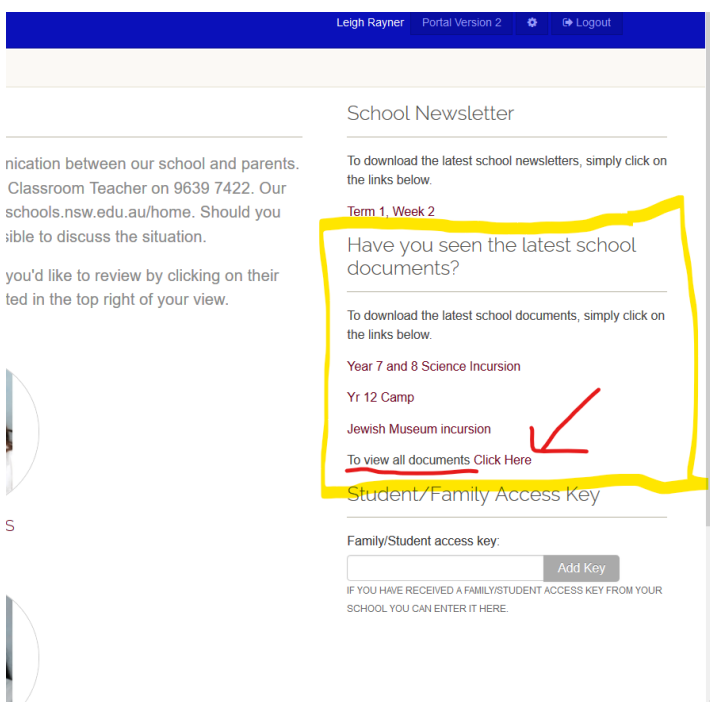
Log in to find:

- Child's attendance record
- Read messages from teachers to students/message your child's teacher
- View you child's timetable
- Book interviews

A Help Sheet is available on the Parent Portal. It can be downloaded for easy use.

The following screen shots show you where to find any School Documents placed on the Portal which are often Permission notes.

Portal Dashboard page that contains the icons of your child's photo:



Click where it states "Click Here" to go to the page that has all the documents listed and available to download.

This is the list of Documents, click on the green Download button to save a copy. The bottom one is the Help Sheet:

Crestwood High School Parent Portal

Leigh Rayner Portal Version 2 Logout

Dashboard Applications Absences Messages

### School Documents

Name	Description	Date	Options
Year 7 and 8 Science Incursion	Permission and information note	05/02/2021	<a href="#">Download</a>
Yr 12 Camp	Information and payment note.	10/12/2020	<a href="#">Download</a>
Jewish Museum incursion	Information note and payment form	11/11/2020	<a href="#">Download</a>
2020_Help Sheet Student Parent Portal - Login and Messages	Instructions for Messages used within the Parent and Student Portal	24/03/2020	<a href="#">Download</a>
Technology User Agreement	Information	07/02/2020	<a href="#">Download</a>
Bell Times 2019	Bell Times including DEAR	18/02/2019	<a href="#">Download</a>
Parent Portal Help Sheet	Help with Log in Screens, Password Reset, Navigation, Messaging and Parent Interviews	25/07/2017	<a href="#">Download</a>


The Crestwood High School Student and Parent Portal is powered by Sentral

SENTRAL EDUCATION

On the next page is the Help Sheet document.



Registration address - <http://web1.crestwood-h.schools.nsw.edu.au/portal/register>




The registration form for Crestwood High School is titled "Create a Portal User Account". It features the school's logo at the top center, which includes the text "CRESTWOOD HIGH SCHOOL" and "VISION AND PROGRESS". The form contains several input fields: "Username" (with a note "MUST BE A VALID EMAIL ADDRESS"), "Title" (a dropdown menu), "Password" (with a note "MUST BE AT LEAST 4 CHARACTERS"), "First Name" (with a note "PLEASE PROVIDE YOUR FIRST NAME"), "Password (Confirm)" (with a note "PLEASE CONFIRM PASSWORD"), and "Surname" (with a note "PLEASE PROVIDE YOUR SURNAME"). A "Create your Account" button is located at the bottom center of the form.

Username is the email address you have registered with our records

Password is anything you will remember but your children will not ever know – it is **not** the access key from the Portal letter mailed to you by “slow” mail.

Complete all other fields accurately – check spelling.

Log in address - <http://web1.crestwood-h.schools.nsw.edu.au/portal/login>



The login page for Crestwood High School is titled "Student and Parent Portal". It features the school's logo at the top center, which includes the text "CRESTWOOD HIGH SCHOOL" and "VISION AND PROGRESS". Below the logo, the text "Crestwood High School" and "Student and Parent Portal" is displayed. A prompt reads "Please enter your username and password below". There are two input fields: "Username" and "Password". A "Sign In" button is located below the fields, and a "Forgot Password?" link is positioned below the button. The Sentral Education logo is visible at the bottom of the page.

Wait for the approval email to arrive, giving the school time to go through the approval process.

Then enter the username and password you used in the registration process **on this page**.

Once logged in you will use the access key to link your children to this log in

If you cannot log on, please email Leigh Rayner personally at [leigh.rayner@det.nsw.edu.au](mailto:leigh.rayner@det.nsw.edu.au) – not the Crestwood HS address!

## Home Page:

You see links to any unexplained absences – the brown rectangle. This is the same place you will find the link to Parent/Teacher Interviews when these are coming up. A separate brown rectangle will appear with Parent teacher interviews in it. Just below the brown rectangle you will see many aspects you can click on the take you to other areas of the Portal. Again Absence (takes you same place as brown rectangle), Messages to and from teachers and Dashboard. See below for further information on Dashboard and Messages. Very important is Applications which now contains a link to the Student Calendar.

The screenshot shows the Crestwood High School Parent Portal. At the top, there is a blue header with the school logo, name, and user information (Leigh Rayner, Logout). Below the header is a navigation bar with icons for Dashboard, Applications, Absences, and Messages. The main content area is divided into two columns. The left column contains a welcome message and a list of students to view, with three student photos visible. The right column contains a 'School Newsletter' section with links to download newsletters and documents, and a 'Student/Family Access Key' section with a form to enter a key. A blue arrow points to the 'Click Here' link in the 'School Newsletter' section.

## Navigation:

Once logged in click on the photo of the child you wish to view information on. This takes you to the dashboard of that child. Once in, the drop down arrow will allow you to go between your children linked to your account.

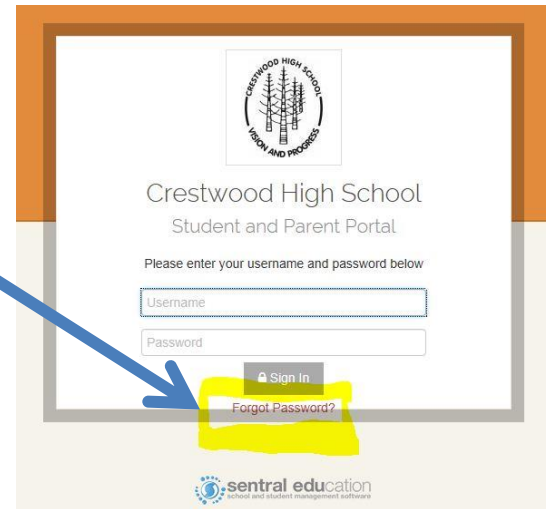
The screenshot shows the Crestwood High School Parent Portal Dashboard. At the top, there is a blue header with the school logo, name, and user information (Leigh Rayner, Logout). Below the header is a navigation bar with icons for Dashboard, Bulletins, Daily Notices, Teacher Messages, and Classes. The main content area is divided into two columns. The left column contains a sidebar menu with icons for Dashboard, My Timetable, Resources, Activities, Attendance, Reporting, and School Records. The right column contains a 'School Applications' section with a 'Student Calendar' link, a 'Daily Notices' section with a 'Triathlon' notice, and a 'Today's Timetable' section with a table of classes. A blue arrow points to the 'Student Calendar' link, and another blue arrow points to the 'Logout' button in the top right corner. A box labeled 'Log Out' is positioned above the 'Logout' button. A box labeled 'Your Child's Name' is positioned below the user information in the top right corner.

am	
Homeroom	12DH Homeroom (12D1) ROOM FT1 WITH A STEWART
1	Study Period Yr12 (12STP3) ROOM LIB2 WITH
2	Mathematics General Yr12 (12MAG1) ROOM 28 WITH S COSTA
Recess	
	English Standard Yr12

Use the menu list below the large "Dashboard" sign to navigate between the modules that are available to view containing a variety of information. The Calendar is also available on this page.

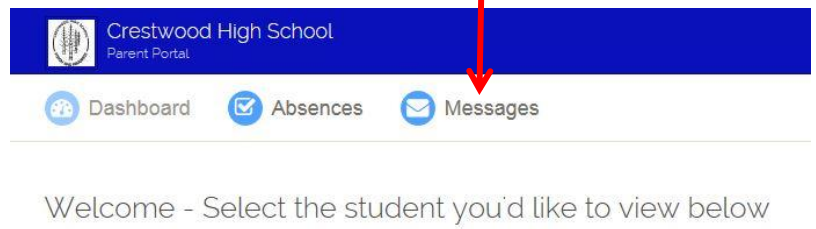
Select the place you wish to view such as your child's timetable, or the activities they have participated in, report comments so far issued in your child's schooling.

If you forget your password please use the “Forgot Password?” link to recover/obtain a new password. The system is designed to be self-managed in this area.



## Messaging Teachers:

On the home page once logged in and before you click on your child’s photo, select “Messages” to view and send a new message.

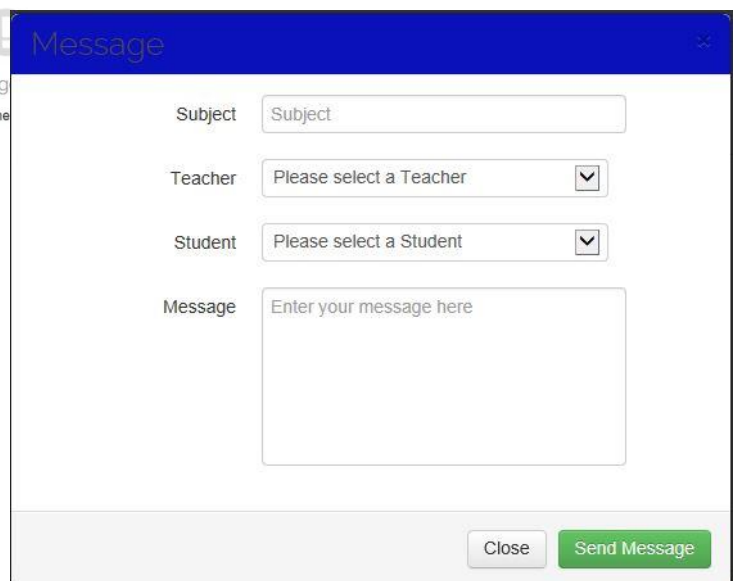


This view allows you to view UNREAD messages sent to you, as well as looking back at your READ and SENT messages. Once you have read the message click on the “Mark as Read” button to the right of the message and it will be stored in the READ section for you to access it at any time in the future.

To send a new message click on the grey box – “New Messages”



As per emails, type in a relevant subject, select the teacher you wish to send this message to from the drop down box and if you have more than 1 child the appropriate “Student” who has that teacher will appear. If both (or more) of your children have the same teacher, please select the child your message relates too. Type your message in the box and then click the green “Send Message” button. If you change your mind and don’t want this message click the close button.



**Please use the student timetable to determine the teacher and class to wish to select to talk with at PT evenings if you do not want to select all of them. The subject is not stated as courses in the PT module!**

## Parent Teacher interviews:

Click on the hyperlink on the home page within the brown rectangle:



# Select the student you'd like to view below

Welcome to the Parent Portal for Crestwood High School. The Portal is a source of information and communication between our school and parents. Should you have serious concerns regarding your child's progress, please contact the Student Adviser or Classroom Teacher on 9639 7422

Takes you to:



## Parent Interview Bookings

Welcome to the **Test Teacher In service Interview Session** bookings screen.

From here, you can easily book a date and a time to see a specific teacher for each of your children. This process is quite straight forward. Simply follow the steps below to confirm your bookings.

1. Click on the **Select Timeslot** button that is placed next to the teacher you'd like to meet with.
2. Select a **timeslot** from the timeslots that are available for that teacher. The selected booking timeslot will now be **reserved** for you until you finalise this process.
3. Complete steps #1 and #2 until you have selected an appropriate interview time for all of the teachers you'd like to see.
4. If there are a number of teachers you don't feel the need to see, click on the Select Timeslots button and then click on the red "**Click if interview not required**" link.
5. Once you have made a selection for **all** of the classes shown below, click on the **Confirm Appointments** button.
6. The reserved bookings you selected will now be **confirmed**.

**Please note:** You have a 10 minute inactivity session timeout whilst selecting the bookings for your children. This means that if you leave your computer for more than 10 minutes, any reserved bookings will be released and other parents can choose them. It is important that you complete this process in one go. If you do run into any issues, please contact the school directly.

Next to each class click on the box under "Appointment Time" and choose an available 5 minute time allotment that best suits your available time period. Choose "Not Required" (which becomes Not Attending) for any class teacher you do not wish to see. Must select either a time or "Not Required" for every class. Confirm appointment once you have selected for all classes.

Subject	Class	Teacher	Appointment Time
N/A	10D1	Mrs Singh	Not Attending
10CR	10CRR	Mrs Fisher	Select Timeslot
10D	10D1	Mrs Singh	Select Timeslot
10DRA	10DRA1	Miss Merriman	Select Timeslot
10EN	10ENC	Miss Hulme	Select Timeslot
10GH	10GHR	Mrs Azzopardi	Select Timeslot
10MA	10MAC	Mr Lloyd	Select Timeslot
10PE	10PER	Miss Tassone	Select Timeslot
10SC	10SCR	Mrs Burnand	Select Timeslot
10ULF	10ULF1	Miss Tassone	Select Timeslot
10VAR	10VAR2	Ms McLoughlin	Select Timeslot
910LST	910LST1	Mr Govan	Select Timeslot

**Teacher**  
Mrs Singh

**Timeslots**

07/03/2014 Fri

3:30pm	:35	:40	:45	50	:55	:00	:05	:10	:15	:20	:25
4:30pm	:35	:40	:45	:50	55	:20	:25	:30	:35	:40	:45
5:50pm	:55	:00	:05	:10	:15	:20	:25	:30	:35	:40	:45
6:50pm	:55										

**Time**

Not Attending

3:50pm

Select Timeslot

Select Timeslot

Select Timeslot

Select Timeslot

6:25pm

6:35pm

6:40pm

**Appointment Time**



Confirm Appointments



Any classes not requiring a teacher interview, simply click on the "Select timeslot" box, and then select the red Not Required. You cannot confirm appointments unless all classes have either a time selected or not required selected. Appointments at this stage cannot be changed once confirmed.

The page will then list date and time next to each class and teacher in time order. No need to print this (but you can if you wish or add to an electronic calendar) as you will receive an email containing all the details.

Teacher	Date	Time
Mrs Fisher	Fri 07/03/2014	3:50pm
Mr Govan	Fri 07/03/2014	4:00pm
Miss Tassone	Fri 07/03/2014	4:15pm
Mr Lloyd	Fri 07/03/2014	4:20pm
Miss Merriman	Fri 07/03/2014	4:45pm
Miss Tassone	Fri 07/03/2014	5:55pm
Ms McLoughlin	Fri 07/03/2014	6:00pm
Mrs Burnand	Fri 07/03/2014	6:05pm
Mrs Singh	Fri 07/03/2014	6:25pm
Miss Hulme	Fri 07/03/2014	6:35pm
Mrs Azzopardi	Fri 07/03/2014	6:40pm

 [Download iCal](#)  [Print](#)

## The email:

### Test Teacher In service Interview Session Confirmation

[leigh.rayner@det.nsw.edu.au](mailto:leigh.rayner@det.nsw.edu.au) [[leigh.rayner@det.nsw.edu.au](mailto:leigh.rayner@det.nsw.edu.au)]

Sent: Tuesday, 4 March 2014 9:45 AM

To: Rayner, Leigh

Attachments:  [Test Teacher In service In->Lics \(3 KB\)](#)

Dear Parent or Guardian,

Your booking for Test Teacher In service Interview Session at Crestwood High School has now been confirmed. Please find below a copy of the details for your reference. We look forward to seeing you there.

#### Parent Teacher Night Details

Dates:

07/03/2014 3:30pm - 7:00pm

A copy of your schedule in order of appointments is below:

Date	Time	Child	Class	Teacher
07/03/2014	15:50:00		10CRR	Mrs Fisher
07/03/2014	16:00:00		910LST1	Mr Govan
07/03/2014	16:15:00		10PER	Miss Tassone
07/03/2014	16:20:00		10MAC	Mr Lloyd
07/03/2014	16:45:00		10DRA1	Miss Merriman
07/03/2014	17:55:00		10ULF1	Miss Tassone
07/03/2014	18:00:00		10VAR2	Ms McLoughlin
07/03/2014	18:05:00		10SCR	Mrs Burnand
07/03/2014	18:25:00		10D1	Mrs Singh
07/03/2014	18:35:00		10ENC	Miss Hulme
07/03/2014	18:40:00		10GHR	Mrs Azzopardi

For your convenience, a copy of your schedule is attached in iCal format for you to add to your calendar.

#### Crestwood High School

17 Chapel Lane

Baulkham Hills

Phone: 02 9639 7422 | Fax: 02 9686 3462 | Email: [crestwood-h.school@det.nsw.edu.au](mailto:crestwood-h.school@det.nsw.edu.au)